General Timing Chart / General Circuit Diagram

iR1200 Series
iR 1510

Canon

Jun 18 2004

IMPORTANT

This documentation is published by Canon Inc., Japan, to serve as a source of reference for work in the field.

Specifications and other information contained herein may vary slightly from actual machine values or those found in advertising and other printed matter.

Any questions regarding the information contained herein should be directed to the Copier Service Department of the Sales Company.

This documentation is intended for all sales areas, and may contain information not applicable to certain areas.

Reproduction without permission not allowed.

Use of this manual should be strictly supervised to avoid disclosure of confidential information.

COPYRIGHT 2001 CANON INC.

Printed in Japan

Caution

Use of this manual should be strictly supervised to avoid disclosure of confidential information.

Contents

1 General Timing Chart 1
book mode 1
ADF Mode 2
2 General Circuit Diagram 3
General Circuit Diagram 3

1 General Timing Chart

book mode

(book mode, A4, 2 copies, Direct, cassette)



*1 : Varies depending on the density setting and the humidity.
*2 : Cleaning bias control.
*3 : ATVC control.
*4 : Sheet-to-sheet bias control.
*5 : Temperature control by paper type.
*6 : Varies depending on the humidity.

F-1-1



*1 : Varies depending on the density setting and the humidity.
*2 : Cleaning bias control.
*3 : ATVC control.
*4 : Sheet-to-sheet bias control.
*5 : Temperature control by paper type.
*6 : Varies depending on the humidity.

F-1-2

General Circuit Diagram

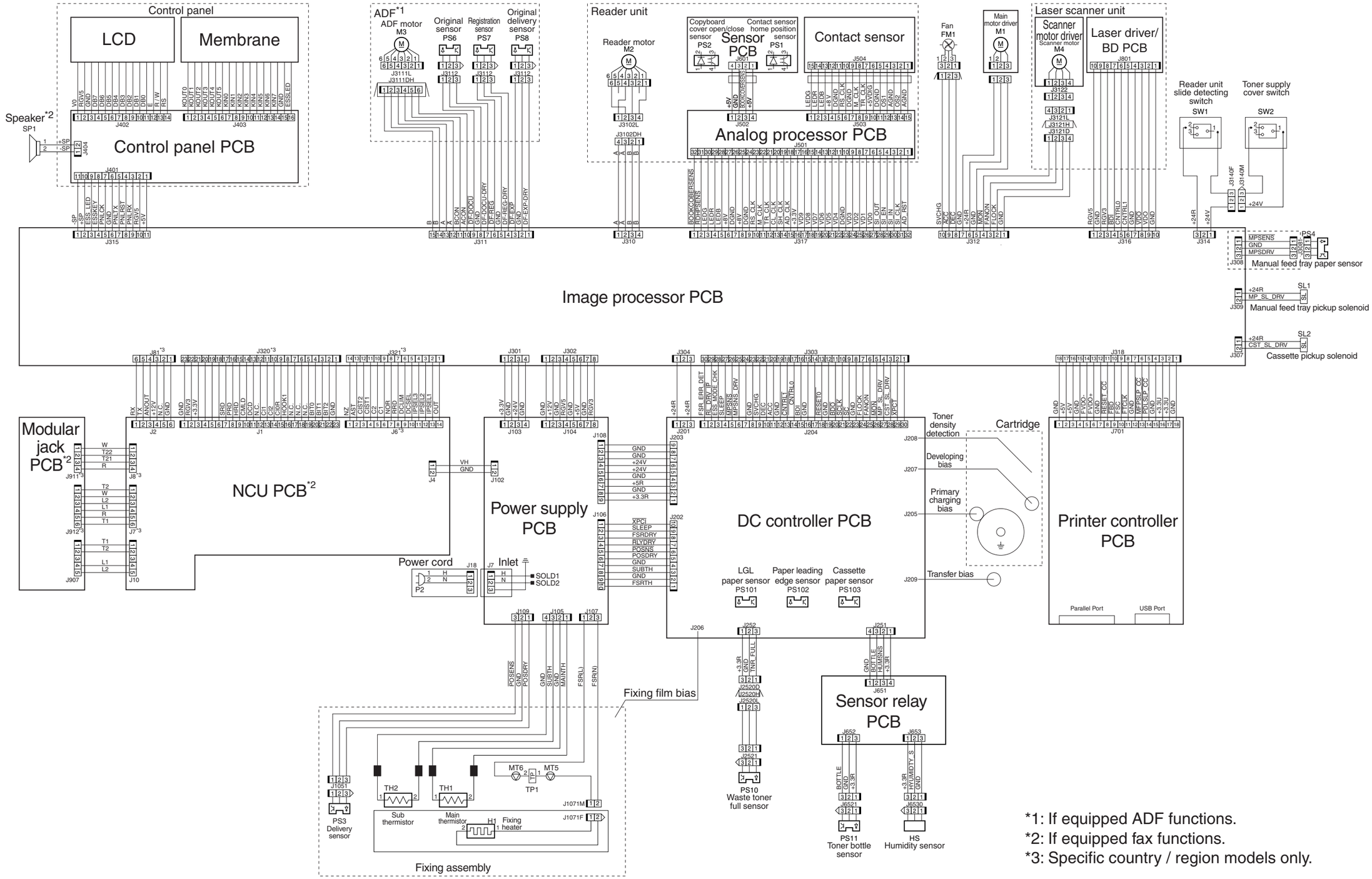

F-2-1

*1: If equipped ADF functions.
*2: If equipped fax functions.
*3: Specific country / region models only.

Jun 18 2004

Canon