3

SERVICE

Main Precautions for Maintenance

1. Points to be confirmed before maintenance
   Before starting maintenance, ask a user and collect information about troubles occurred on the machine before the maintenance and the conditions of the machine to grasp key points for the maintenance.
2. Copy sample
   Be sure to make copy samples at the start and the end of maintenance for checking images.
3. Drum
   1) Never expose the drum to the sunlight. Be also careful not to expose a drum to indoor light as far as possible.
      When a drum unit or a drum is out of the machine, never fail to cover it with a drum cover.
   2) When replacing a drum or a cleaning blade, refer to item of mounting/dismounting of a cleaning blade for doing a replacement work.
4. After replacing a drum, be sure to reset a drum counter before image adjustment. After replacing developer, L detection adjustment must be conducted also.
5. When maintenance is completed, be sure to reset the PM counter. Incidentally, a development counter is reset automatically in the course of L detection adjustment.
6. When replacing a toner bottle, wait until the toner supply LED on the operation panel flashes before the replacement.

⚠**Caution: Turn the main switch off and pull out the power plug without fail before the work of maintenance.**

SERVICE SCHEDULE

[1] Service schedule

Classification	Number of copies (unit: 10,000) / Service item (cycles)	Guarantee period (5 years or 1,200,000 copies) 10 20 30 40 50 60 70 80 90 100 110	Service times
Main body	Maintenance (Every 100,000 copies or prints)	● ● ● ● ● ● ● ● ● ● ●	11 times
	Periodic check (I) (Every 200,000 copies or prints)	● ● ● ● ● ● ● ● ●	5 times
	Periodic check (II) (Every 300,000 copies or prints)	● ● ● ● ●	3 times
	Periodic check (III) (Every 400,000 copies or prints)	● ● ●	2 times
	Periodic check (IV) (Every 600,000 copies or prints)	●	1 time
DF-314	Maintenance (Every 100,000 copies or prints)	● ● ● ● ● ● ● ● ● ● ●	11 times
	Periodic check (Every 1,000,000 copies or prints)	●	1 time
DB-409 (LCT)	Maintenance (Every 100,000 copies or prints)	● ● ● ● ● ● ● ● ● ● ●	11 times
	Periodic check (Every 200,000 copies or prints)	● ● ● ● ● ● ● ● ●	5 times
DB-209 (2 Tray)	Maintenance (Every 100,000 copies or prints)	● ● ● ● ● ● ● ● ● ● ●	11 times
	Periodic check (Every 400,000 copies or prints)	● ● ●	2 times
FS-107	Maintenance (Every 100,000 copies or prints)	● ● ● ● ● ● ● ● ● ● ●	11 times
	Periodic check (Every 600,000 copies or prints)	●	1 time

[2] Maintenance items

1. Main body (Every 100,000 copies, prints or feeds)

No.	Classification	Service item	Number of parts replaced	Implementation classification					Material used Tools used, etc.
				Cleaning	Check	Lubri-cation	Replace-ment	Supply	
1	Preparations	(1) Image check			●				
		(2) Exterior check			●				
2	Fixing unit	(1) Removal of fixing unit							
3	Reading section	(1) Original glass		●					Drum cleaner/cleaning pad
		(2) Original glass/2 (slit glass)		●					Drum cleaner/cleaning pad
		(3) Optics mirror/1 (lamp unit mirror)		●					Drum cleaner/cleaning pad
		(4) Optics mirror/2 (V-mirror)		●					Drum cleaner/cleaning pad
4	Paper feed unit	(1) Double feed prevention roller (upper)		●					Drum cleaner/cleaning pad
		(2) Feed roller		●					Drum cleaner/cleaning pad
		(3) Double feed prevention roller		●					Drum cleaner/cleaning pad
5	Bypass feed unit	(1) Bypass reverse roller		●					Drum cleaner/cleaning pad
		(2) Bypass pickup roller		●					Drum cleaner/cleaning pad
		(3) Bypass conveyance roller		●					Drum cleaner/cleaning pad
6	Fixing unit	(1) Fixing claw		●					Drum cleaner/cleaning pad
		(2) Fixing sensor		●					Drum cleaner/cleaning pad
		(3) Fixing thermostat		●					Drum cleaner/cleaning pad
		(4) Fixing heating roller 26NA5303*	1				◎		Actual durable count : 100,000
		(5) Fixing press roller 26NA5304*	1				◎		Actual durable count : 100,000
		(6) Fixing web 26NA5343*	1				◎		Actual durable count : 100,000
		(7) Heat insulating sleeve/A 26NA5372*	2				◎		Actual durable count : 100,000
		(8) Heat insulating sleeve/B 26NA5373*	1				◎		Actual durable count : 100,000
		(9) Fixing cleaning roller 26NA5383*	1				◎		Actual durable count : 100,000
		(10)Install of fixing unit							

No.	Classification	Service item	Number of parts replaced	Implementation classification					Material used Tools used, etc.
				Cleaning	Check	Lubri-cation	Replace-ment	Supply	
7	Final check	(1) Loading of toner cartridge						●	
		(2) Check of W.U.T measurement			●				
		(3) Check of image adjustment			●				Also necessary to carry out at 200,000 copies consumable replacement
		(4) Check of copy samples			●				
		(5) Reset of fixing web counter			●				
		(6) Reset of PM counter			●				
		(7) Check of leakage breaker			●				
		(8) Peripheral and exterior of the machine		●	●				Drum cleaner/cleaning pad

Remarks: ● and ◎ in the maintenance category denote the following.

Maintenance items with ● marking are compulsory. And, as for those with ◎, maintenance personnel is to decide whether or not replacement is necessary be checking the actual durable count.

2. DF-314 (Every 100,000 feeds)

No.	Classification	Service item	Number of parts replaced	Implementation classification					Material used Tools used, etc.
				Cleaning	Check	Lubri-cation	Replace-ment	Supply	
1	Inside the machine	(1) Registration sensor		●					Blower brush
		(2) Read sensor		●					Blower brush
		(3) Size detection sensors (at two locations)		●					Blower brush
		(4) Feeding roller		●					Drum cleaner/cleaning pad
		(5) Duble feed prevention roller		●					Drum cleaner/cleaning pad

3. DB (DB-209/DB-409) (Every 100,000 feeds)

No.	Classification	Service item	Number of parts replaced	Implementation classification					Material used Tools used, etc.
				Cleaning	Check	Lubri-cation	Replace-ment	Supply	
1	Paper feed section	(1) Double feed prevention roller (upper)		●					Drum cleaner/cleaning pad
		(2) Feed roller		●					Drum cleaner/cleaning pad
		(3) Duble feed prevention roller		●					Drum cleaner/cleaning pad

4. FS-107 (Every 100,000 feeds)

No.	Classification	Service item	Number of parts replaced	Implementation classification					Material used Tools used, etc.
				Cleaning	Check	Lubri-cation	Replace-ment	Supply	
1	Conveyance section	(1) Conveyance drive roller/A		●					Drum cleaner/cleaning pad
		(2) Papaer exit drive roller		●					Drum cleaner/cleaning pad

[3] Periodic check items (main body)

1. Periodic check (I) (Every 200,000 copies, prints or feeds)

No.	Classification	Service item	Number of parts replaced	Implementation classification					Material used Tools used, etc.
				Cleaning	Check	Lubri-cation	Replace-ment	Supply	
1	Drum unit	(1) Drum	1				◎		Setting powder Actual durable count : 200,000
		(2) Cleaning blade assembly 26NA-209*	1				◎		Actual durable count : 200,000
		(3) Drum counter reset			●				
2	Charging corona unit	(1) Charging wire		●					Cotton swab
		(2) Charging control plate		●					Cleaning pad
3	Transfer/separation corona unit	(1) Corona wire		●					Cotton swab (Transfer/sepalate)
4	Developing section	(1) Develope (include the developing unit installing)	1				◎		Actual durable count : 200,000
		(2) L-detection adjustment			●				
5	Main body	(1) Ozone filter 26NA1017*	1				◎		Actual durable count : 200,000
6	Fixing unit	(1) Separation claw 26AA5306*	6				◎		Actual durable count : 200,000
		(2) Fixing roller holder/Upper 26NA5371*	2				◎		Actual durable count : 200,000
		(3) Fixing roller holder/Lower 26NA5359*	2				◎		Actual durable count : 200,000

2. Periodic check (II) (Every 300,000 copies, prints or feeds)

No.	Classification	Service item	Number of parts replaced	Implementation classification					Material used Tools used, etc.
				Cleaning	Check	Lubri-cation	Replace-ment	Supply	
1	Bypass feed	(1) By pass reverse roller 40AA-406*	1				◎		Actual durable count : 300,000
		(2) By pass pickup roller 26NA-428*	1				◎		Actual durable count : 300,000
		(3) By pass conveyance roller 40AA-425*	1				◎		Actual durable count : 300,000

3. Periodic check (III) (Every 400,000 copies, prints or feeds)

No.	Classification	Service item	Number of parts replaced	Implementation classification					Material used Tools used, etc.
				Cleaning	Check	Lubri-cation	Replace-ment	Supply	
1	Main body paper feed unit	(1) Feed rubber 26NA4009*	2				◎		Actual durable count : 200,000
		(2) Double feed prevention rubber/Upper 26NA4011*	2				◎		Actual durable count : 200,000
		(3) Double feed prevention rubber/Lower 26NA4012*	2				◎		Actual durable count : 200,000
2	Transfer/separation corona unit	(1) Transfer/separation corona unit 26NA-260*	1				◎		Actual durable count : 400,000
3	Fixing unit	(1) Fixing sensor 26NA8801*	1				◎		Actual durable count : 400,000
		(2) Fuse mounting plate assembly 26NA-535*	1				◎		Actual durable count : 400,000
		(3) Fixing heater /1 (For U.S.A.) 26NE8302* (For Europa) 26NF8302*	1				◎		Actual durable count : 400,000
		(4) Fixing heater /2 (For U.S.A.) 26NE8303* (For Europa) 26NF8303*	1				◎		Actual durable count : 400,000

4. Periodic check (IV) (Every 600,000 copies, prints or feeds)

No.	Classification	Service item	Number of parts replaced	Implementation classification					Material used Tools used, etc.
				Cleaning	Check	Lubri-cation	Replace-ment	Supply	
1	Developing unit	(1) Developing unit 26NA-300* (Unit without developer)	1				◎		Actual durable count : 600,000
2	Drum unit	(2) Drum unit 26NA-990* (Unit without drum)	1				◎		Actual durable count : 600,000

[4] Periodic check items (options)

1. RADF (DF-314) (Every 1,000,000 feeds)

No.	Classification	Service item	Number of parts replaced	Implementation classification					Material used Tools used, etc.
				Cleaning	Check	Lubri-cation	Replace-ment	Supply	
1	Paper feed section	(1) Paper feed roller/A 13GL4011*	1				◎		Actual durable count : 250,000
		(2) Double feed prevention roller/A assembly 13GL-405*	1				◎		Actual durable count : 250,000

Above replacement standard estimating DF usage ratio is 25%.

2. DB (DB-409) (Every 200,000 feeds)

No.	Classification	Service item	Number of parts replaced	Implementation classification					Material used Tools used, etc.
				Cleaning	Check	Lubri-cation	Replace-ment	Supply	
1	Paper feed section	(1) Feed rubber 26NA4009*	1				◎		Actual durable count : 200,000
		(2) Double feed prevention rubber/Upper 26NA4011*	1				◎		Actual durable count : 200,000
		(3) Double feed prevention rubber/Lower 26NA4012*	1				◎		Actual durable count : 200,000

3. DB (DB-209) (Every 400,000 feeds)

No.	Classification	Service item	Number of parts replaced	Implementation classification					Material used Tools used, etc.
				Cleaning	Check	Lubri-cation	Replace-ment	Supply	
1	Paper feed section	(1) Feed rubber 26NA4009*	2				◎		Actual durable count : 200,000
		(2) Double feed prevention rubber/Upper 26NA4011*	2				◎		Actual durable count : 200,000
		(3) Double feed prevention rubber/Lower 26NA4012*	2				◎		Actual durable count : 200,000

4. FNS (FS-107) (Every 600,000 exits)

No.	Classification	Service item	Number of parts replaced	Implementation classification					Material used Tools used, etc.
				Cleaning	Check	Lubri-cation	Replace-ment	Supply	
1	Paper exit section	(1) Exit roller/A 13GQ4519*	1				◎		Actual durable count : 600,000

[5] List of actual durable counters for replacement parts

No.	Unit	Parts name	Parts No.	Actual durable count
1	DC	Drum	—	200,000
2	(including changing	Cleaning blade assembly	26NA-209*	200,000
3	corona unit)	Drum unit	26NA-990*	600,000
4	Transfer separation corona unit	Transfer separation corona unit	26NA-260*	400,000
5	Developing unit	Developer	—	200,000
6		Developing unit	26NA-300*	600,000
7	Main body	Ozone filter	26NA1017*	200,000
8	Main body	(Tray: 1) Feed rubber	26NA4009*	200,000
9	paper feed unit	(Tray: 1) Double feed prevention rubber/Upper	26NA4011*	200,000
10		(Tray: 1) Double feed prevention rubber/Lower	26NA4012*	200,000
11		(Tray: 2) Feed rubber	26NA4009*	200,000
12		(Tray: 2) Double feed prevention rubber/Upper	26NA4011*	200,000
13		(Tray: 2) Double feed prevention rubber/Lower	26NA4012*	200,000
14	DB (LCT or tray)	(Tray or LCT: 3) Feed rubber	26NA4009*	200,000
15	paper feed unit	(Tray or LCT: 3) Double feed prevention rubber/Upper	26NA4011*	200,000
16		(Tray or LCT: 3) Double feed prevention rubber/Lower	26NA4012*	200,000
17	DB (Tray) paper	(Tray: 4) Feed rubber	26NA4009*	200,000
18	feed unit	(Tray: 4) Double feed prevention rubber/Upper	26NA4011*	200,000
19		(Tray: 4) Double feed prevention rubber/Lower	26NA4012*	200,000
20	Bypass feed unit	Bypass reverse roller	40AA-406*	300,000
21		Bypass pick up roller	26NA-428*	300,000
22		Bypass conveyance roller	40AA-425*	300,000
23	Fixing unit	Fixing heat roller	26NA5303*	100,000
24		Fixing pressure roller	26NA5304*	100,000
25		Fixing web	26NA5343*	100,000
26		Heat insulating sleeve/A	26NA5372*	100,000
27		Heat insulating sleeve/B	26NA5373*	100,000
28		Fixing cleaning roller	26NA5383*	100,000
29		Cleaner assembly	26NA-540*	100,000
30		Fixing claw	26AA5306*	200,000
31		Fixing roller holder/Upper	26NA5371*	200,000
32		Fixing roller holder/Lower	26NA5359*	200,000
33		Fixing sensor	26NA8801*	400,000
34		Fuse mounting plate assembly	26NA-535*	400,000
35		Fixing heater/1	26**8302*	400,000
36		Fixing heater/2	26**8303*	400,000
37	DF-314	Paper feed roller/A	13GL4011*	250,000
38		Double feed prevention roller/A assembly	13GL-405*	250,000
39	FS-107	Paper exit roller/A	13GQ4519*	600,000

Note: * Parts varies depending on the spec. (destination), and the 9th digit will be changed in accordance with the design chang of the parts.

COPY MATERIALS

[1] PM parts kit (100,000 copies/kit)

Name	Quantity
Fixing heating roller 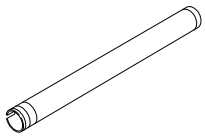	1
Fixing pressure roller 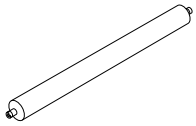	1
Fixing web 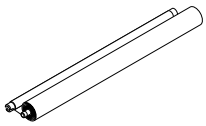	1
Heat insulating sleeve/A 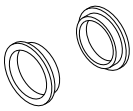	2
Heat insulating sleeve/B 	1

Name	Quantity
Fixing cleaning roller 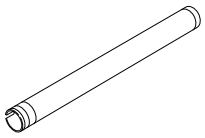	1
Cotton swabs (4 pcs.) 	1
Cleaning pad (10 pcs.) 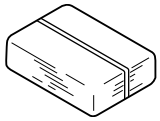	1
Dust bag 	1

[2] Consumables (Single unit supply)

Name	Durability/copies
Toner cartridge	26,000
Developer	200,000
Drum	200,000

SERVICE MATERIALS LIST

[1] Maintenance kit composition

Material No.	Description	Shape	Remark
000V-16-0	Drum cleaner	 200 ml	
000V-19-0	Setting powder	 25 g	
000V-18-1	Cleaning pad	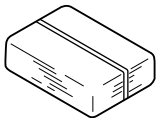 10 pcs 1 pack	

SPECIAL TOOLS LIST

Tool No.	Description	Shape	Quantity	Remark
26NA21340	Drum rotation material	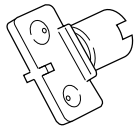	1	Exclusive for 7020 series. Mounted on the drum unit.
26NAJG011	Mirror positioning jig	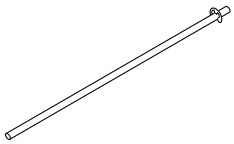	2	Exclusive jig for 7020 series.
00VD-5000	New pyramid chart		1	
120A97110	ADJ chart		1	
120A97120	White chart		1	
00VC-2-00	Drum cover	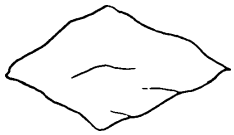	1	
00VD-1000	Blower brush	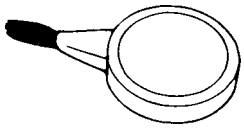	1	
00VE-1004	Tester	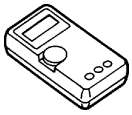	1	