EP1054/EP1085/EP2030

I

GENERAL

MINOLTA

COTNENTS

1. SPECIFICATIONS ..... G-I
   I-I. Specifications of EP2030 . . . . G-I
   1-2. Specifications of EP1085 . . . . G-4
   I-3. Specifications of EP1054 ..... G-7
2. PRECAUTIONS FOR INSTALLATION . . . . G-I 0
3. PRECAUTIONS FOR USE ..... G-I 1
4. HANDLING OF THE CONSUMABLES G-12
5. SYSTEM OPTIONS G-13
   5-I. System Options of EP2030 . . . . G-13
   5-2. System Options of EP1085 . . . . G-14
   5-3. System Options of EP1054 . . . . G-I 4

1174SBG0100A

1 SPECIFICATIONS

1174SBG0101A

1-1. Specifications of EP2030

TYPE	:	Desktop
PHOTOCONDUCTOR	:	Organic Photoconductor
COPYING SYSTEM	:	Electrostatic Indirect Image Transfer to Plain Paper
PAPER FEEDING SYSTEM	:	3-Way Feeding 1st Drawer: Universal Tray (250 sheets of paper) 2nd Drawer: Fixed Paper Size Tray (250 sheets of paper) Multi Bypass Table
EXPOSURE SYSTEM	:	Mirror Scanning, Slit Exposure
DEVELOPING SYSTEM	:	Minolta New Micro-Toning System
CHARGING SYSTEM	:	Comb Electrode DC Negative Corona with Scorotron System
IMAGE TRANSFER SYSTEM	:	Visible Image Transfer by means of a Single-Wire DC Negative Corona with Corotron System
PAPER SEPARATING SYSTEM	:	AC Corona with Corotron System, plus Paper Separator Finger
FUSING SYSTEM	:	Heat Roller
PAPER DISCHARGING SYSTEM	:	Charge Neutralizing Brush
MAXIMUM ORIGINAL SIZE	:	Metric-A3L; Inch-11" × 17"L (L: Lengthwise)

COPY MEDIUM

		1st Drawer (Automatic feeding)	2nd Drawer (Automatic feeding)	Multi Bypass Table
Medium	Plain paper (60 to 90 g/m²)	❍	❍	❍
	Translucent paper	–	–	❍
	Transparencies	–	–	❍
	Thick paper (91 to 157 g/m²)	–	–	❍
	Recycled paper	❍	❍	❍
Dimensions	Maximum (Width × Length)	297 × 432 mm	297 × 432 mm	297 × 432 mm
	Minimum (Width × Length)	140 × 182 mm	140 × 182 mm	100 × 140 mm

❍: Permissible –: Not permissible

MULTIPLE COPIES	:	1 to 99
WARMING-UP TIME	:	30 sec. or less with room temperature of 23°C and rated power voltage
FIRST COPY TIME	:	A4C or 8-1/2" × 11"C: 7.2 sec. or less (in Full size Mode using 1st Drawer)

CONTINUOUS COPY SPEED (copies/min.): Fed from 1st Drawer

Area	Zoom Ratio / Size	×1.00
Metric	A3L	13
	A4L	17
	A4C	23
	B4L	13

Area	Zoom Ratio / Size	×1.00
Inch	11" × 17" (L)	13
	8-1/2" × 11" (L)	17
	8-1/2" × 11" (C)	23
	5-1/2" × 8-1/2" (L)	21

L: Lengthwise; C: Crosswise

ZOOM RATIOS

	Area / Mode	Metric	Inch
Fixed	Full Size	× 1.000	× 1.000
	Reduction	× 0.816 × 0.707 × 0.500	× 0.785 × 0.647 × 0.500
	Enlargement	× 1.154 × 1.414 × 2.000	× 1.214 × 1.294 × 2.000
Variable	×0.500 to ×2.000 (in 0.001 increments)		

LENS	:	Through Lens (F = 8.0, f = 180 mm)
EXPOSURE LAMP	:	Halogen Frost Tube Lamp
FUSING TEMPERATURE	:	195°C

POWER/CURRENT CONSUMPTION (Copier Only)

Voltage	Exposure Lamp (Rating)	Fusing Heater Lamp (Rating)	Max. Power Consumption	In Standby
115V	80V 225W	115–120V 900W	1180W	935W
120V	80V 225W	115–120V 900W	1220W	965W
120–127V	80V 225W	115–120V 900W	1220–1290W	965–1070W
220–240V	160V 240W	220–240V 900W	1195–1270W	930–1060W

POWER REQUIREMENTS : 115 V, 120 V, 120–127 V, 220–240 V; 50/60 Hz

ENVIRONMENTAL CONDITIONS

Temperature	10 to 30°C with a fluctuation of 10°C or less per hour
Humidity	15 to 85% RH with a fluctuation of 10% RH or less per hour
Ambient Illumination	3,000 lux or less
Levelness	1° (1.75 mm/100 mm)

DIMENSIONS (Copier Only) : Width .... 650 mm (25-1/2”)
Depth .... 658 mm (26”)
Height ... 481 mm (19”)(including Original Cover)

WEIGHT : 57 kg (125-3/4 lbs)

1174SBG0102A

1-2. Specifications of EP1085

TYPE	:	Desktop (with Stationary Platen)
PHOTOCONDUCTOR	:	Organic Photoconductor
COPYING SYSTEM	:	Electrostatic Indirect Image Transfer to Plain Paper
PAPER FEEDING SYSTEM	:	2-Way Feeding Paper Drawer: Universal Tray (250 sheets of paper) Manual Bypass Table
EXPOSURE SYSTEM	:	Mirror Scanning, Slit Exposure
DEVELOPING SYSTEM	:	Minolta New Micro-Toning System
CHARGING SYSTEM	:	Comb Electrode DC Negative Corona with Scorotron System
IMAGE TRANSFER SYSTEM	:	Visible Image Transfer by means of a Single-Wire DC Negative Corona with Corotron System
PAPER SEPARATING SYSTEM	:	AC Corona with Corotron System, plus Paper Separator Finger
FUSING SYSTEM	:	Heat Roller
PAPER DISCHARGING SYSTEM	:	Charge Neutralizing Brush
MAXIMUM ORIGINAL SIZE	:	Metric-A3L; Inch-11" × 17"L (L: Lengthwise)

COPY MEDIUM

		Paper Drawer (Automatic feeding)	Manual Bypass (Single-sheet feeding)
Medium	Plain paper (60 to 90 g/m²)	❍	❍
	Translucent paper	–	❍
	Transparencies	–	❍
	Thick paper (91 to 157 g/m²)	–	❍
	Recycled paper	❍	❍
Dimensions	Maximum (Width × Length)	297 × 432 mm	297 × 432 mm
	Minimum (Width × Length)	140 × 182 mm	100 × 140 mm

❍: Permissible –: Not permissible

MULTIPLE COPIES	:	1 to 99
WARMING-UP TIME	:	30 sec. or less with room temperature of 23°C and rated power voltage
FIRST COPY TIME	:	A4C or 8-1/2" ×11"C: 7.2 sec. or less (in Full size Mode using 1st Drawer)

CONTINUOUS COPY SPEED (copies/min.): Fed from 1st Drawer

Area	Zoom Ratio / Size	×1.00
Metric	A3L	12
	A4L	16
	A4C	18
	B4L	13

Area	Zoom Ratio / Size	×1.00
Inch	11" × 17" (L)	11
	8-1/2" × 11" (L)	16
	8-1/2" × 11" (C)	18
	5-1/2" × 8-1/2" (L)	18

L: Lengthwise; C: Crosswise

ZOOM RATIOS

	Area / Mode	Metric	Inch
Fixed	Full Size	100%	100%
	Reduction	81% 70% 50%	78% 64% 50%
	Enlargement	115% 141% 200%	121% 129% 200%
Variable	50% to 200% (in 1% increments)		

LENS	:	Through Lens (F = 8.0, f = 180 mm)
EXPOSURE LAMP	:	Halogen Frost Tube Lamp
FUSING TEMPERATURE	:	195°C

POWER/CURRENT CONSUMPTION (Copier Only)

Voltage	Exposure Lamp (Rating)	Fusing Heater Lamp (Rating)	Max. Power Consumption	In Standby
115V	80V 225W	115–120V 900W	1180W	935W
120V	80V 225W	115–120V 900W	1220W	965W
120–127V	80V 225W	115–120V 900W	1220–1290W	965–1070W
220–240V	160V 240W	220–240V 900W	1195–1270W	930–1060W

POWER REQUIREMENTS : 115 V, 120 V, 120–127 V, 220–240 V; 50/60 Hz

ENVIRONMENTAL CONDITIONS

Temperature	10 to 30°C with a fluctuation of 10°C or less per hour
Humidity	15 to 85% RH with a fluctuation of 10% RH or less per hour
Ambient Illumination	3,000 lux or less
Levelness	1° (1.75 mm/100 mm)

DIMENSIONS (Copier Only) : Width .... 610 mm (24”)
Depth .... 637 mm (25”)
Height ... 401 mm (15-3/4”) (including Original Cover)

WEIGHT : 50 kg (110-1/4 lbs)

1174SBG0103A

1-3. Specifications of EP1054

✻ Except the U.S.A., Canada

TYPE	:	Desktop (with Stationary Platen)
PHOTOCONDUCTOR	:	Organic Photoconductor
COPYING SYSTEM	:	Electrostatic Indirect Image Transfer to Plain Paper
PAPER FEEDING SYSTEM	:	2-Way Feeding Paper Drawer: Universal Tray (250 sheets of paper) Manual Bypass Table
EXPOSURE SYSTEM	:	Mirror Scanning, Slit Exposure
DEVELOPING SYSTEM	:	Minolta New Micro-Toning System
CHARGING SYSTEM	:	Comb Electrode DC Negative Corona with Scorotron System
IMAGE TRANSFER SYSTEM	:	Visible Image Transfer by means of a Single-Wire DC Negative Corona with Corotron System
PAPER SEPARATING SYSTEM	:	AC Corona with Corotron System, plus Paper Separator Finger
FUSING SYSTEM	:	Heat Roller
PAPER DISCHARGING SYSTEM	:	Charge Neutralizing Brush
MAXIMUM ORIGINAL SIZE	:	Metric-A3L; Inch-11" × 17"L (L: Lengthwise)

COPY MEDIUM

		Paper Drawer (Automatic feeding)	Manual Bypass (Single-sheet feeding)
Medium	Plain paper (60 to 90 g/m²)	❍	❍
	Translucent paper	–	❍
	Transparencies	–	❍
	Thick paper (91 to 157 g/m²)	–	❍
	Recycled paper	❍	❍
Dimensions	Maximum (Width × Length)	297 × 432 mm	297 × 432 mm
	Minimum (Width × Length)	140 × 182 mm	100 × 140 mm

❍: Permissible –: Not permissible

MULTIPLE COPIES	:	1 to 99
WARMING-UP TIME	:	30 sec. or less with room temperature of 23°C and rated power voltage
FIRST COPY TIME	:	A4C or 8-1/2" ×11"C: 7.2 sec. or less (in Full size Mode using 1st Drawer)

CONTINUOUS COPY SPEED (copies/min.): Fed from 1st Drawer

Area	Zoom Ratio / Size	×1.00
Metric	A3L	12
	A4L	15
	A4C	15
	B4L	13

Area	Zoom Ratio / Size	×1.00
Inch	11" × 17" (L)	11
	8-1/2" × 11" (L)	15
	8-1/2" × 11" (C)	15
	5-1/2" × 8-1/2" (L)	15

L: Lengthwise; C: Crosswise

ZOOM RATIOS

	Area / Mode	Metric	Inch
Fixed	Full Size	100%	100%
	Reduction	81% 70% 50%	78% 64% 50%
	Enlargement	115% 141% 200%	121% 129% 200%
Variable	50% to 200% (in 1% increments)		

LENS	:	Through Lens (F = 8.0, f = 180 mm)
EXPOSURE LAMP	:	Halogen Frost Tube Lamp
FUSING TEMPERATURE	:	195°C

POWER/CURRENT CONSUMPTION (Copier Only)

Voltage	Exposure Lamp (Rating)	Fusing Heater Lamp (Rating)	Max. Power Consumption	In Standby
115V	80V 225W	115–120V 900W	1180W	935W
120V	80V 225W	115–120V 900W	1220W	965W
120–127V	80V 225W	115–120V 900W	1220–1290W	965–1070W
220–240V	160V 240W	220–240V 900W	1195–1270W	930–1060W

POWER REQUIREMENTS : 115 V, 120 V, 120–127 V, 220–240 V; 50/60 Hz

ENVIRONMENTAL CONDITIONS

Temperature	10 to 30°C with a fluctuation of 10°C or less per hour
Humidity	15 to 85% RH with a fluctuation of 10% RH or less per hour
Ambient Illumination	3,000 lux or less
Levelness	1° (1.75 mm/100 mm)

DIMENSIONS (Copier Only) : Width .... 610 mm (24”)
Depth .... 637 mm (25”)
Height ... 401 mm (15-3/4”)(including Original Cover)

WEIGHT : 50 kg (110-1/4 lbs)

1174SBG0200A

2 PRECAUTIONS FOR INSTALLATION

Installation Site

To ensure safety and utmost performance of the copier, the copier should NOT be used in a place:

- Where it will be subject to extremely high or low temperature or humidity.
- Which is exposed to direct sunlight.
- Which is in the direct air stream of an air conditioner, heater or ventilator.
- Which puts the operator in the direct stream of exhaust from the copier.
- Which has poor ventilation.
- Where ammonia gas might be generated.
- Which does not have a stable, level floor.
- Where it will be subject to sudden fluctuations in either temperature or humidity. If a cold room is quickly heated, condensation forms inside the copier, resulting in blank spots in the copy.
- Which is near any kind of heating device.
- Where it may be splashed with water.
- Which is dirty or where it will receive undue vibration.
- Which is near volatile flammables or curtains.

Power Source

Use an outlet with a capacity of 115V, 1.18KW or more, or 120V, 1.22KW or more, or 120-127V, 1.29KW or more, or 220–240V, 1.27KW or more.

- If any other electrical equipment is sourced from the same power outlet, make sure that the capacity of the outlet is not exceeded.
- Use a power source with little voltage fluctuation.
- Never connect by means of a multiple socket any other appliances or machines to the outlet being used for the copier.
- Make the following checks at frequent intervals:

✻ Is the power plug abnormally hot?
✻ Are there any cracks or scrapes in the cord?
✻ Has the power plug been inserted fully into the outlet?
✻ Does something, including the copier itself, ride on the power cord?

- Ensure that the copier does not ride on the power cord or communications cable of other electrical equipment, and that it does not become wedged into or underneath the mechanism.

Grounding

To prevent receiving electrical shocks in the case of electrical leakage, always ground the copier.

- Connect the grounding wire to:

✻ The ground terminal of the outlet.
✻ A grounding contact which complies with the local electrical standards.

- Never connect the grounding wire to a gas pipe, the grounding wire for a telephone, or a water pipe.

1174SBG0300A

3 PRECAUTIONS FOR USE

To ensure that the copier is used in an optimum condition, observe the following precautions.

- Never place a heavy object on the copier or subject the copier to shocks.
- Insert the power plug all the way into the outlet.
- Do not attempt to remove any panel or cover which is secured while the copier is making copies.
- Do not turn OFF the Power Switch while the copier is making copies.
- Provide good ventilation when making a large number of copies continuously.
- Never use flammable sprays near the copier.
- If the copier becomes inordinately hot or produces abnormal noise, turn it OFF and unplug it.
- Do not turn ON the Power Switch at the same time when you plug the power cord into the outlet.
- When unplugging the power cord, do not pull on the cord; hold the plug and pull it out.
- Do not bring any magnetized object near the copier.
- Do not place a vase or vessel containing water on the copier.
- Be sure to turn OFF the Power Switch at the end of the workday or upon power failure.
- Use care not to drop paper clips, staples, or other small pieces of metal into the copier.

Operating Environment

The operating environmental requirements of the copier are as follows.

✻ Temperature: 10°C to 30°C with a fluctuation of 10°C per hour
✻ Humidity: 15% to 85% RH with a fluctuation of 10% RH per hour

Power Requirements

The power source voltage requirements are as follows.

✻ Voltage Fluctuation:	AC115/120/127/220/240V ±10% (Copying performance assured) +6%, –10% (Only AC127V) –15% (Paper feeding performance assured)
✻ Frequency Fluctuation:	50/60 Hz ±0.3%

1174SBG0400A

4 HANDLING OF THE CONSUMABLES

Before using any consumables, always read the label on its container carefully.

- Use the right toner. The applicable copier model name is indicated on the Toner Bottle.
- Paper is apt to be easily damaged by dampness. To prevent absorption of moisture, store paper, which has been removed from its wrapper but not loaded into the Drawer, in a sealed plastic bag in a cool, dark place.
- Keep consumables out of the reach of children.
- Do not touch the PC Drum with bare hands.
- Store the paper, toner, and other consumables in a place free from direct sunlight and away from any heating apparatus.
- The same sized paper is of two kinds, short grain and long grain. Short grain paper should only be fed through the copier crosswise, long grain paper should only be fed lengthwise.
- If your hands become soiled with toner, wash them with soap and water immediately.
- Do not throw away any used consumables (PC Drum, starter, toner, etc.). They are to be collected.

NOTE
Do not burn, bury in the ground, or throw into the water any consumables (PC Drum, starter, toner, etc.).

1174SBG0500A

5 SYSTEM OPTIONS

1174SBG0501A

5-1. System Options of EP2030

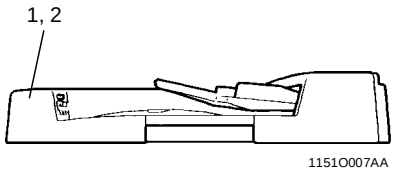

1151O007AA

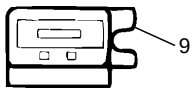

1138O525AA

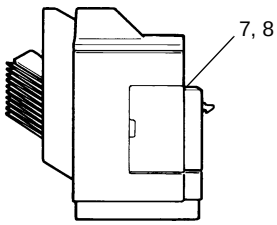

1139O0020A

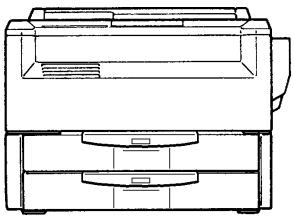
1174G001AA

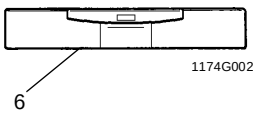

1174G002AA

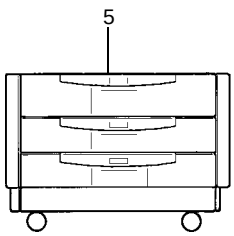

1174G003AA

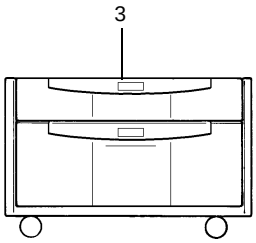

1174G004AA

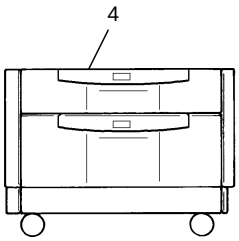

1174G006AA

1. Automatic Document Feeder AF-5
2. Duplexing Document Feeder AFR-12
3. Paper Feed Cabinet PF-112
4. Duplex Cabinet PF-6D
5. Paper Feed Cabinet PF-206
6. Duplex Unit AD-11
7. 10-Bin Sorter S-106
8. Staple Sorter ST-104
9. Data Controller D-102

1174SBG0502A
5-2. System Options of EP1085

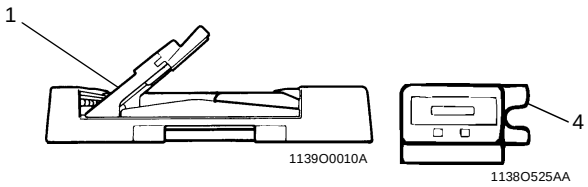

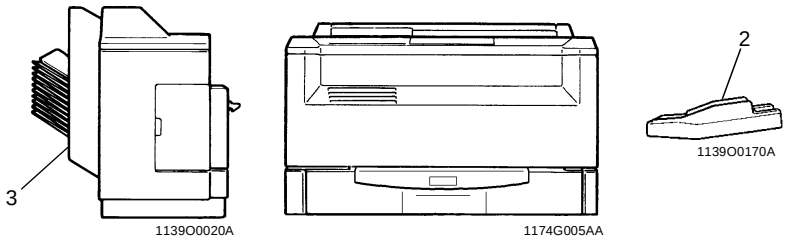

1. Automatic Document Feeder AF-5
2. Multi Bypass Table MB-4
3. 10-Bin Sorter S-106
4. Data Controller D-102

1174SBG0503A
5-3. System Options of EP1054

✻ Except the U.S.A., Canada

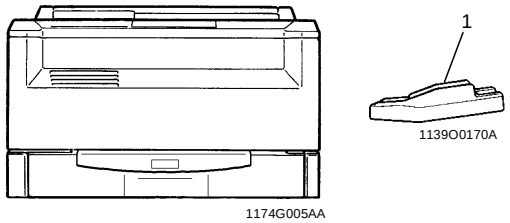

1. Multi Bypass Table MB-4