

6. Remove the pressure coil spring.

> ***NOTE***
>
> *When reinstalling the pressure coil spring, place it so that the its close-coiled end faces the Separator Unit.*

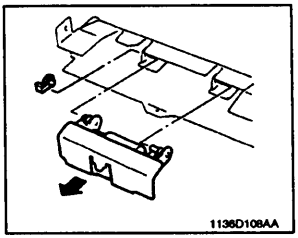

7. Remove one C-clip and the Separator Assy.

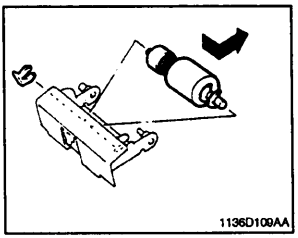

8. Remove one C-clip and the Separator Roll Assy.

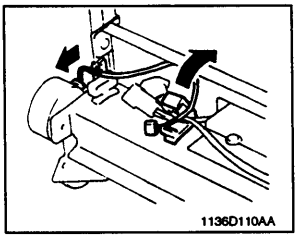

9. Remove the harness from the clamp and wiring saddle.

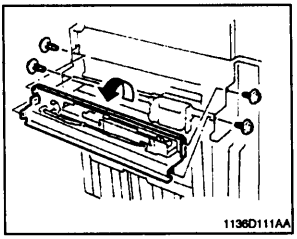

10. Remove four screws and the Solenoid Mounting Bracket.