

33. Remove two screws and the bushing of the Tansfer Coil.
34. Snap off one C-clip to remove the Transfer Coil Gear.

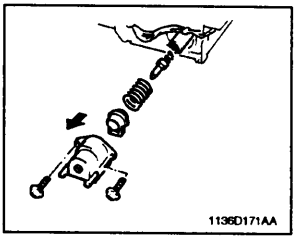

35. Remove two screws and the Transfer Coil.



36. Remove two screws and the Cleaning Blade.

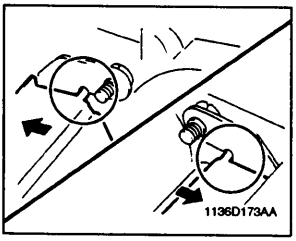

NOTE

When reinstalling the Cleaning Blade, be sure it is in contact with the bracket.

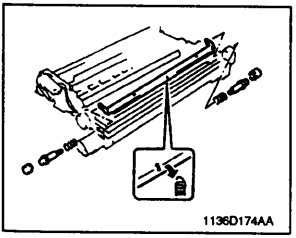

37. Remove the spring.
38. Remove one screw and the Bracket.