## (9) Cleaning of the AIDC Sensor

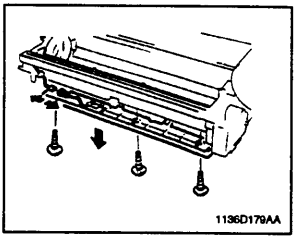


1. Unplug the connector CN (3P) of the AIDC Sensor.
2. Remove three screws and the Paper Separator Guide Assy.

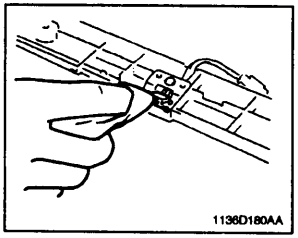


3. Clean the AIDC Sensor with a soft cloth.

## (10) Cleaning of the PC Drum Paper Separator Fingers

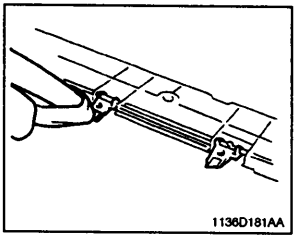


Using a soft cloth dampened with alcohol, wipe clean the Fingers.

## (11) Replacement/Cleaning of the Toner Antispill Seal

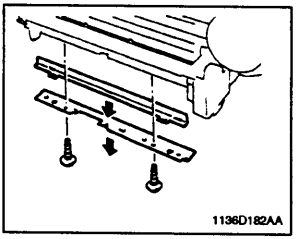


1. Remove two screws and the Toner Antispill Plate and Toner Antispill Seal.
2. Replace the Toner Antispill Seal with a new one.

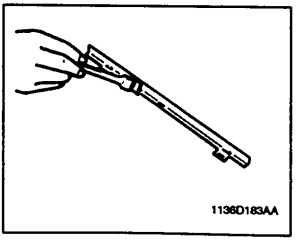


1. Using a brush, clean the Toner Antispill Seal.