2-6. PC Drum Charge Corona/Image Transfer Corona Unit

(1) Cleaning/Replacement of the Drum Charge Corona Wire

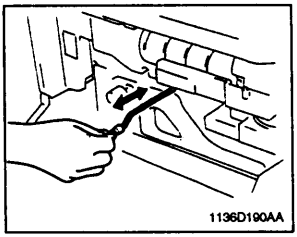

1. Open the Front Door.
2. Clean the Drum Charge Corona Wire using the Corona Unit Cleaning Lever.

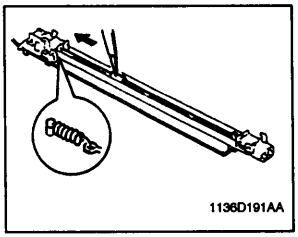

NOTE

If the Drum Charge Corona Wire is seriously contaminated, dampen a soft cloth with alcohol, hold it with a pair of tweezers, and wipe the Wire gently in one direction - from the hook end to the spring end.

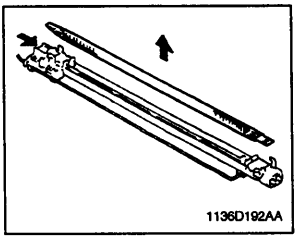

1. Press the Mesh holder and remove the Charge Corona Grid Mesh.

NOTE

When reinstalling the Grid Mesh Holder, note the arrows shown on the left.

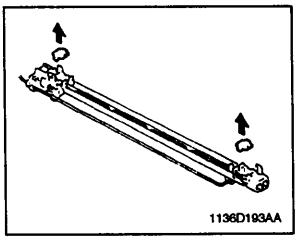

2. Remove the two Mesh Holder Covers.

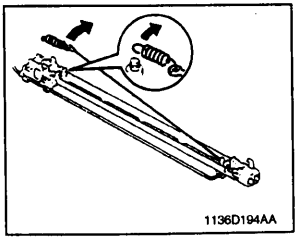

3. Remove the Charge Corona Wire, first at the spring end.
4. Replace the Charge Corona Wire with a new one.