(8) Replacement/Cleaning of the Cleaning Roller

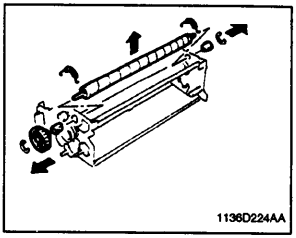

1. Remove two screws and the Upper Cover.
2. Remove the Cleaning Roller.
3. Install a new Cleaning Roller.

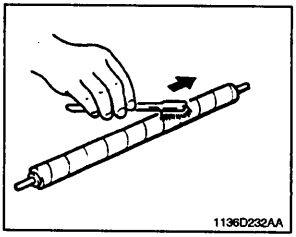

Using a brush, wisk dust off the Cleaning Roller.

(9) Replacement/Cleaning of the Upper Fusing Roller

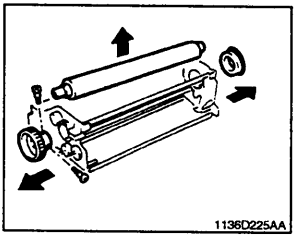

1. Remove the Upper Fusing Roller.
2. Install a new Upper Fusing Roller.

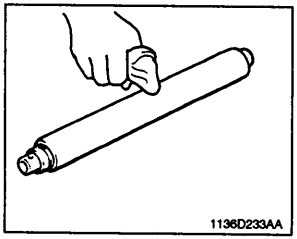

Using a soft cloth dampened with alcohol or silicone oil, wipe clean the Upper Fusing Roller.

(10) Replacement/Cleaning of the Lower Fusing Roller

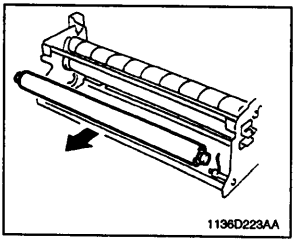

1. Remove the Lower Fusing Roller.
2. Install a new Lower Fusing Roller.