17-4-2. Paper Separator Finger Front-to-Back Moving Mechanism

To prevent the Paper Separator Fingers from damaging the surface of the PC Drum, they are moved over a given distance to the front and rear so that they will contact wider areas of the surface of the PC Drum, thus preventing localized damage of the PC Drum surface.

The Swash Cam mounted on the Pivot Pin of the Finger Operating Lever is moved through steps by means of the Ratchet and SL1, causing the Swash Cam to push the Finger Shaft.

The lateral movement of the Paper Separator Fingers is 3.5 mm (which is equivalent to 60 times energization and deenergization operations of SL1).

SL1 Energized

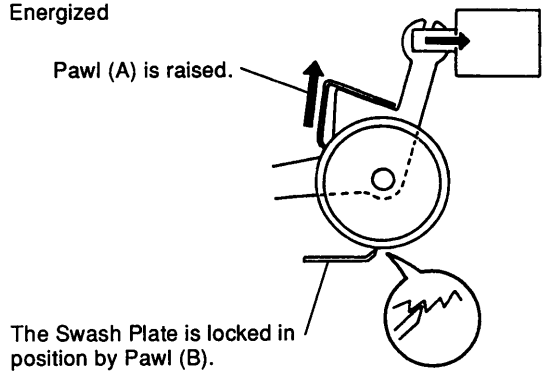

1136M065AA

SL1 Deenergized

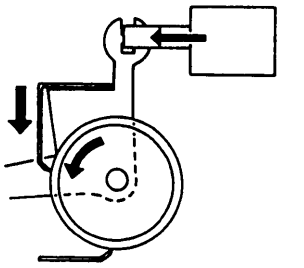

1136M066AA

Pawl (A) pushes the Swash Cam downward to turn it one notch.

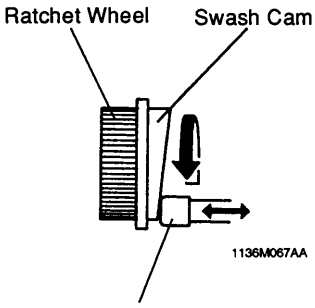

1136M067AA

Paper Separator Finger Shaft