3-4. Paper Size Input Mode

- This mode is used to enter the size (length/width: mm) of the paper used in each drawer.

Entry procedure

1) Place the copier in the Tech. Rep. Card Number Entry State.

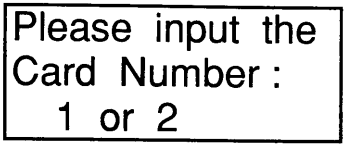

1136S143CA

2) Press Multi-Copy Key "1" to select Tech. Rep. Card-1.

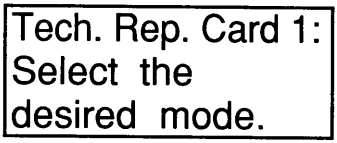

1136S144CA

3) Place the Tech. Rep. Card on the Supplementary Panel with Card-1 face up.
4) Select "Paper Size Input".
5) The following screen appears on the Message Display.



1136S147CA

6) Press the OK Key to select the Paper Source Number for which you want to change or confirm the paper size. (See below.)

Europe Area



1136S001AA

USA, Canada Area



1136S002AA