Symptom	Step	Check Item	Result	Action
• Paper is stationary near the Vertical Transport Section of the Duplex Unit.	1	Check Duplex Unit Drive Motor M31 for operation as follows. (See p. T-3, 4) 1) Port: P42-1 2) Select the function "Port."		
		3) Is the data for P42-1 set to "1"? 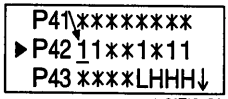 1136T076CA	NO	First replace PWB-G, then replace PF-202/PF-102/PF-2D PWB-A, or EP2050 PWB-A, if necessary.
		4) Does M31 operate when the data for P42-1 is changed from"1" to "0"? (Check for the sound of operation.)	NO	First check Duplex drive connections. Then, if necessary, replace M31, PWB-G, PF-202/PF-102/PF-2D PWB-A, or EP2050 PWB-A, in that order.
			YES	Check for possible overload.
	2	Check Duplex Unit Vertical Transport Sensor 1 PC30 as follows. (See p. T-7.)		
		1) Select the function "Paper Path Sensor" and check to see if the data for sensor code C is set to "1." 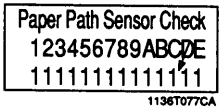 1136T077CA 2) Move the actuator with a sheet of paper to block PC30.	NO	• Check the actuator for operation. • Check PC30.
		3) Has the data for C changed from "1" to "0"? 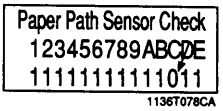 1136T078CA	NO	Replace PC30.
			YES	Replace EP2050 PWB-A .