Symptom	Step	Check Item	Result	Action
• Paper is stationary near the Turnover Section.	1	Are the Paddle Roller, Slip Roller/Rolls, and Rolls B Release Lever deformed, worn, or dirty with paper dust?	NO	Check the drive connection from the Duplex Unit.
			YES	Clean or replace the Roller and/or Roll. Check the Release Lever mechanism.
	2	Check Duplex Unit Turnover Path Sensor PC13 as follows. (See p. T-5, 6) 1) Port: P22-4 (PF-202) P38-4 (PF-102) P30-4 (PF-2D) 2) Select the function "Port."		
		3) <For PF-202> Is the data for P22-4 set to "H"? 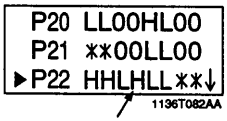 1136T082AA <For PF-102> Is the data for P38-4 set to "H"? 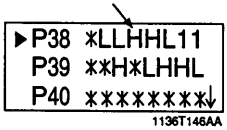 1136T146AA <For PF-2D> Is the data for P30-4 set to "H"? 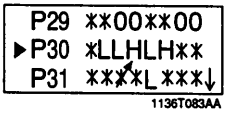 1136T083AA 4) Move the actuator with a sheet of paper to block PC13.	NO	• Check the actuator for operation. • Check PC13.