* C0F02

Step	Check Item	Result	Action
1	Is the jumper connector fitted properly across J1 and J2 on UN2?	NO	Change the position of the jumper connector.
2	Are PJ62 positively plugged in UN2 and PJ14A in PWB-A?	NO	Plug it in positively.
3	Is the voltage across PJ14AB-6 on PWB-A and GND changing between DC0V and 5V?	YES	Replace PWB-A.
		NO	Replace UN2.

* C0FE1 to C0FFF

Step	Check Item	Result	Action
1	Is the jumper connector fitted properly across J1 and J2 on UN2?	NO	Change the position of the jumper connector.
2	Is each Original Size Detecting Sensor installed at the correct position?	NO	Install it correctly.
3	Does the malfunction code reappear after the corresponding Original Size Detecting Sensor has been replaced?	YES	Replace UN2 or PWB-A.

Metric Areas
- ❶: PC116, ❷: PC117, ❸: PC118 (option), ❹: PC115, ❺: PC119 (option)

Inch Areas
- ❶: PC116 (option), ❷: PC117, ❸: PC118 (option), ❹: PC115

A to E: Sensor Positions

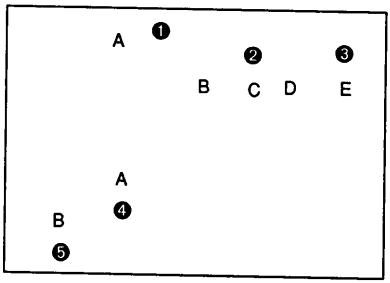

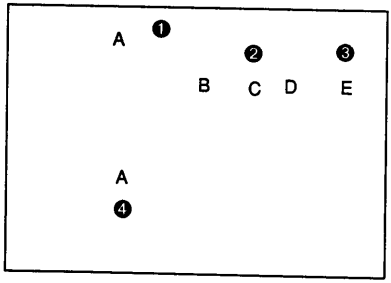

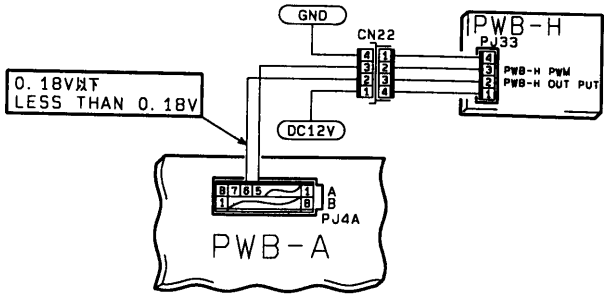

1336C19TAA