* C0900, C0950

Step	Check Item	Result	Action
1	Is C0950 being shown?	YES	Perform step 3.
2	Block PC19 and make the following checks. (See p. T-5, 6.) 1) Port: P21-5 2) Select the function "Port."		
	3) Is the data for P21-5 set to "L"? 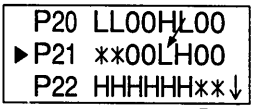 1136T111AA 4) Slide out the 3rd Drawer and press down the Pressure Release Lever of the Take-Up Roll/Feed Roll Assy (to unblock PC19).	NO	Check the Pressure Release mechanism of the Take-Up Roll/Feed Roll Assy. Check PC19.
	5) Select "Port" again. 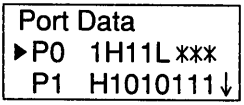 1136T112CA		
	6) Show the data for P21-5. Has the data changed from "L" to "H"? 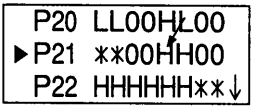 1136T113AA	NO	Replace PC19.
		YES	First replace PF-202 PWB-A, then replace EP2050 PWB-A if necessary.
3	Block PC23 and make the following checks. (See p. T-5, 6.) 1) Port: P20-1 2) Select the function "Port."		
	3) Is the data for P20-1 set to "L"? 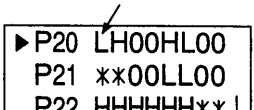 1136T114AA 4) Slide out the 4th Drawer and press down the Pressure Release Lever of the Take-Up Roll/Feed Roll Assy (to unblock PC23).	NO	Check the Pressure Release mechanism of the Take-Up Roll/Feed Roll Assy. Check PC23.