2-4. OPTICAL SECTION

(1) Cleaning of the Original Glass

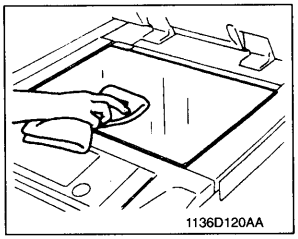

Wipe clean the Original Glass with a soft cloth.

NOTE

The surface of the Original Glass is coated with conductive material. Do not use a wax-based detergent.
An alcohol-dampened cloth may be used if the glass is seriously contaminated.

(2) Cleaning of the Scanner Shaft

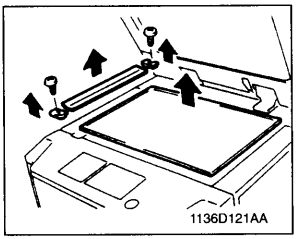

1. Remove the Original Width Scale.
2. Remove the Original Glass.

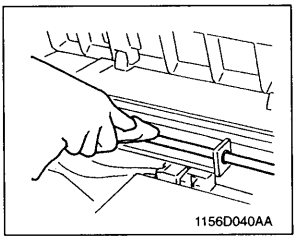

3. Wipe clean the Scanner Shaft (in the rear of the copier) with a soft cloth.

(3) Cleaning of the Scanner Rail

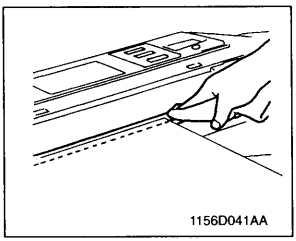

Wipe clean the Scanner Rail (at the front of the copier) with a soft cloth.