(9) Winding of the Lens Drive Cable

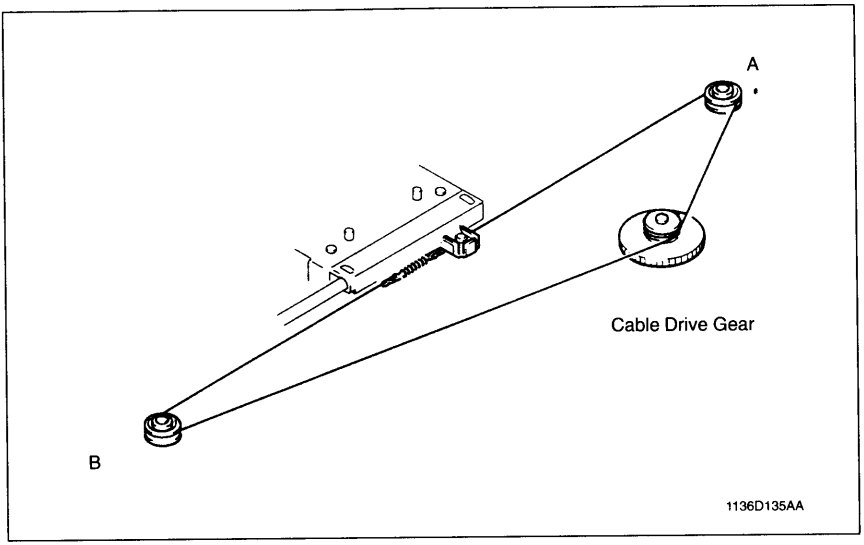

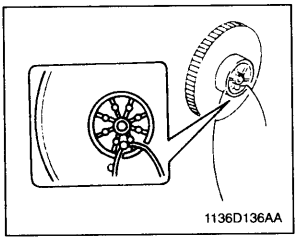

1. Hold the Cable Drive Gear with the bead at the bottom.

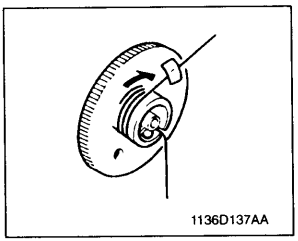

2. Wind the longer length of the cable three and 1/2 turns clockwise around the Cable Drive Gear, working from the back to the front side. Then tape it.

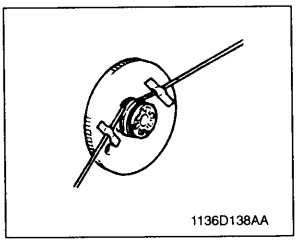

3. Wind the shorter length of the cable three and 1/2 turns counterclockwise around the Cable Drive Gear, working from the front to back side. Then tape it.