(10) Cleaning of the AIDC Sensor Board

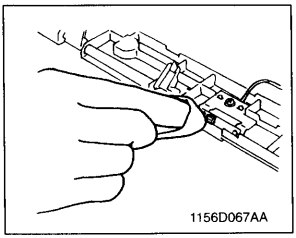

1. Remove the PC Drum Paper Separator Fingers Assy.
2. Using a brush or a soft cloth dampened with alcohol, clean the AIDC Sensor Board.

(11) Cleaning of the PC Drum Paper Separator Fingers

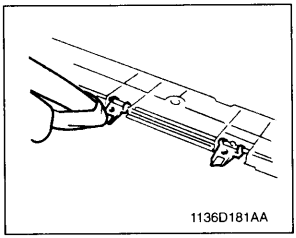

1. Remove the PC Drum Paper Separator Fingers Assy.
2. Using a brush or a soft cloth dampened with alcohol, clean the PC Drum Paper Separator Fingers.

(12) Replacement and Cleaning of the Toner Antispill Seal and Cleaning of the Toner Antispill Plate

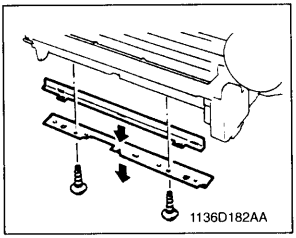

1. Remove the IU.
2. Remove two screws, the Toner Antispill Plate, and Toner Antispill Seal.
3. Replace the Toner Antispill Seal.

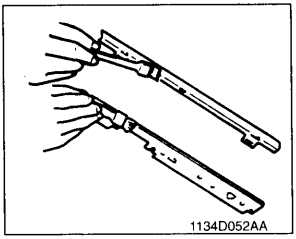

4. Using a brush, clean the Toner Antispill Seal.
5. Using a brush, clean the Toner Antispill Plate.

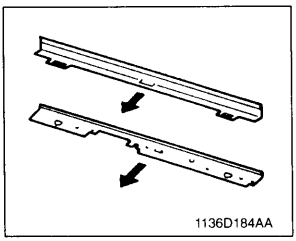

NOTE

When reinstalling the Toner Antispill Plate and Toner Antispill Seal, press them in the direction of the arrows.