

14. Remove the harness from the Harness Guide.
15. Unplug the connectors of the two Thermistors.

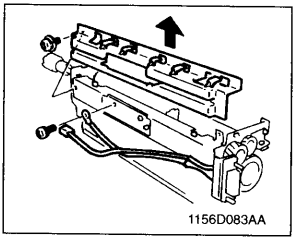

16. Remove one screw, shoulder screw, and the Harness Guide.
17. Remove one screw and the Thermoswitch cord.

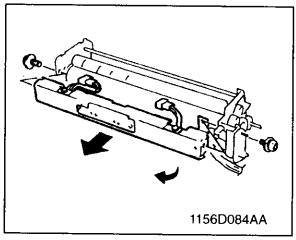

18. Remove two screws and the Temperature Detector Assy.

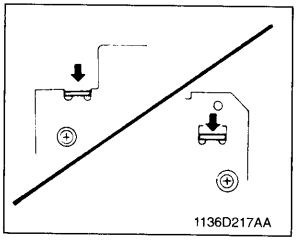

NOTE

When reinstalling the Temperature Detector Assy, be sure that both ends of the assy are in tight contact with the frame.

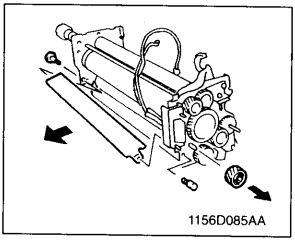

19. Remove the Gear.
20. Remove two shoulder screws and the Fusing Unit Entrance Guide Plate.