(2) Adjustment of the Gap Between the Doctor Blade and Sleeve Roller (D.B. Adjustment)

◆ **Requirement**

- The gap between the Doctor Blade and Sleeve Roller should be 0.53 ± 0.05 mm.

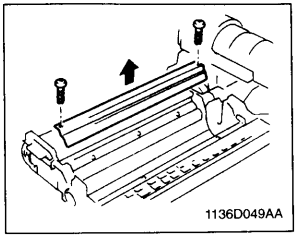

1. Remove the IU, PC Drum Charge Corona, and PC Drum.
2. Remove two screws and the Developer Scattering Prevention Plate.

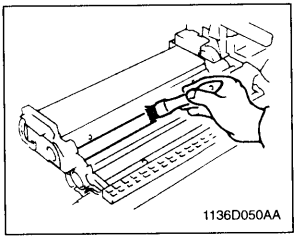

3. Using a brush, whisk developer off the surface of the Sleeve Roller.

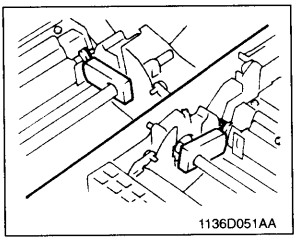

4. Install the Sleeve/Magnet Roller Positioning Jig into the IU.

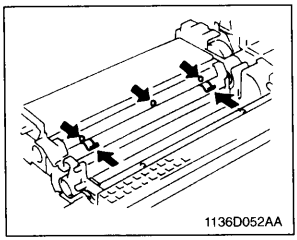

5. Loosen three screws that secure the Doctor Blade. Insert the D.B. Adjusting Jigs between the Doctor Blade and Sleeve Roller.
6. Press down the Doctor Blade until it positively contacts the D.B. Adjusting Jigs. Then, tighten the three screws to secure the Doctor Blade.