5-2-2. Drum Charging ON/OFF Control

- Charging of the PC Drum is controlled by whether the Scorotron Grid is grounded or not.
- After the Start Key is depressed, the Scanner moves from its home position to its synchronizing position. When it has passed the Scanner Synchronizing Position Sensor once, the charge/transfer output (-7kVDC) of the High Voltage Unit switches on, causing the Drum Charge Corona Wire to start giving a corona emission to the PC Drum. At this point, the PC Drum is not yet charged since the Grid is grounded.
- 375 msec. after the charge/transfer output of the High Voltage Unit switches on, the grid voltage output (-630VDC) of the High Voltage Unit switches on to start charging the PC Drum.
- The Scanner then starts a scanning motion. 1.84 sec. after the Scanner has blocked the light of the Scanner Home Position Sensor once, the grid voltage output of the High Voltage Unit switches off, completing the charging of the PC Drum. The charge/transfer output switches off 646 msec. after the Exposure Lamp goes off.

Time Chart

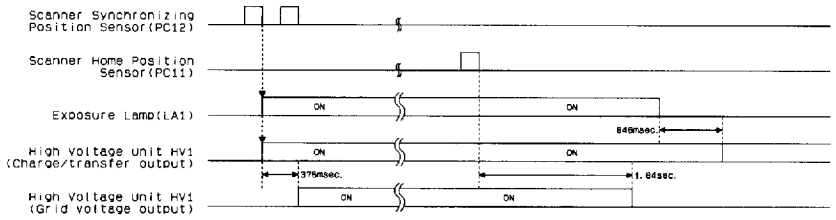

4811T13M

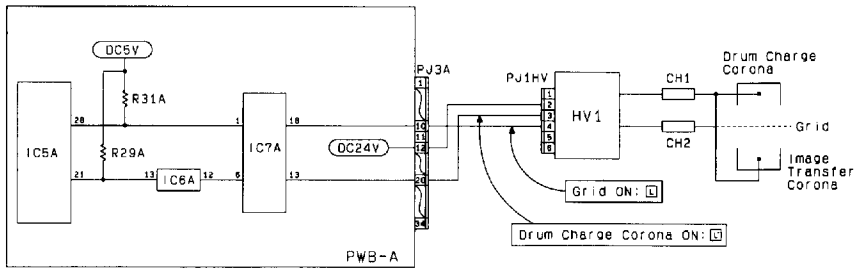

4811C01MCA

5-2-3. Ozone Filter

- Ozone produced by the PC Drum Charge Corona and Image Transfer Corona is absorbed by the Ozone Filter located to the front of the IM from the air being drawn out of the copier by Scanner Cooling Fan Motor M2.

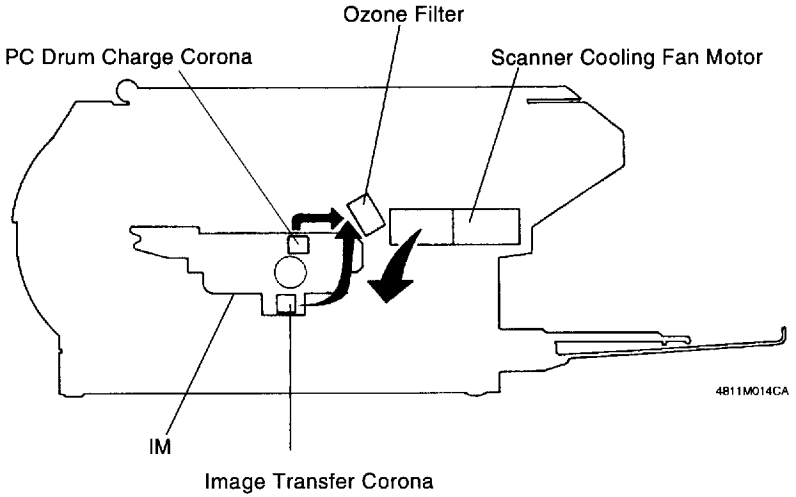

4811M014CA