◆ Paper Feeding Cycle

- The following table shows the operations of the Rolls, Ratchet Wheel and other parts in a paper feeding cycle. A temporary stop in the paper feeding cycle is made for the Paper Take-Up/Feed Mechanism to stand by for the start of the scan process (Synchronizing Roller rotation).

	Step	Ratchet Wheel	Rolls and Paper	Operation
1	Home position	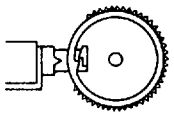 4811M020CA	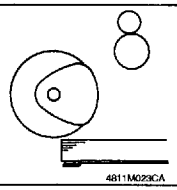 4811M023CA	The inner ratchet of the Ratchet Wheel is locked to stop the Paper Feed Rolls and Paper Take-Up Rolls .
2	Feeding	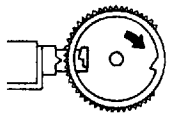 4811M021CA	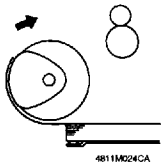 4811M024CA	The Paper Feed Clutch CL1 is energized, then de-energized once to disengage the inner ratchet. The Paper Feed Rolls and Paper Take-Up Rolls then rotate to feed the top sheet of paper.
3	Temporary stop	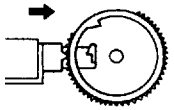 4811M022CA	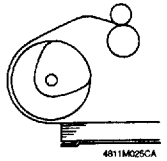 4811M025CA	After the paper has reached the Synchronizing Rollers and formed a loop, the Paper Feed Clutch CL1 is energized to lock the outer ratchet, stopping the Paper Feed Rolls and Paper Take-Up Rolls.
4	Home position return	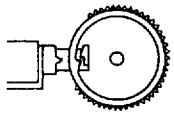 4811M020CA	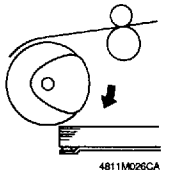 4811M026CA	After the Synchronizing Rollers have started rotation, the Paper Feed Clutch CL1 is de-energized 450ms later, whereby the Paper Feed Rolls and Paper Take-Up Rolls resume rotating and are then stopped by the inner ratchet at the home position.

◆ Paper Feeding Control

- The Paper Feed Clutch (CL1) is energized when PJ3A-22 on PWB-A switches Low, and is de-energized when the PJ3A-22 switches High. The Clutch is energized and de-energized in the following sequence:

Depress the Start Key.

↓

The Paper Feed Clutch (CL1) is energized for 200 msec. to disengage the inner ratchet, thereby starting paper feeding.

↓

The leading edge of the paper reaches the Paper Leading Edge Sensor (PC2).

↓

The Paper Feed Clutch (CL1) is energized to engage the outer ratchet, whereby paper feeding is stopped until the start of a scan.

↓

The Paper Synchronizing Clutch (CL2) is de-energized to resume paper transfer.

↓ 450 msec.

The Paper Feed Clutch (CL1) is de-energized to disengage the outer ratchet, resuming the paper feeding cycle.

↓

The inner ratchet causes the Paper Take-Up Rolls and Paper Feed Rolls to stop at the home position.

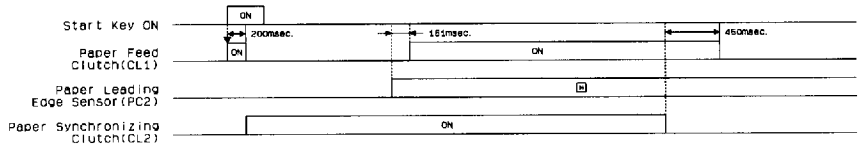

4811T12M

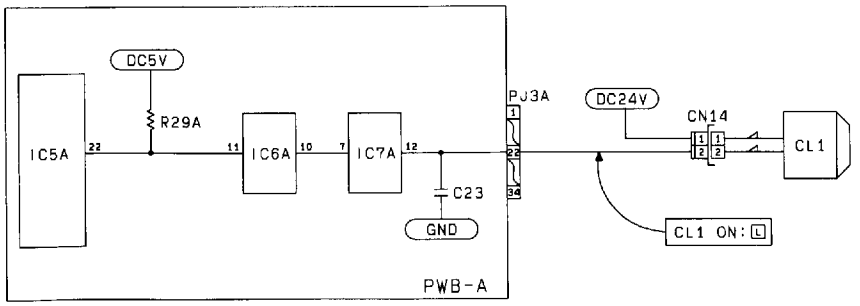

4811C05MCA