RN SERIES TECHNICAL BULLETIN

Data Category	☐ Field Modification	■ Trouble-Shooting	☐ General Information	☐ Safety Advice

DISTRIBUTED TO : All Distributors

DATE : 12 April, 2001

MODEL : All "RN" models

ISSUE NO. : RNT-009 (revised)

Our Ref.: C1-1422, C1-1442

Proceeding Grade
- ☐ Action ASAP
- ☐ Action as given below
- ■ Action if required
- ☐ Refer in need

Parts Compatibility
- ☐ Compatible
- ☐ Conditionally Compatible
- ☐ Not Compatible
- ■ Old Obsolete

Handling of Modified Parts
- ☐ Free of Charge
- ☐ Conditionally Chargeable
- ■ Chargeable

SUBJECT: 021-18163-306 Bracket Ass'y; Blade Cushion
638-90804-200 Washer; 8.5x21x0.4

REVISED

Brief:
The length of the four flanges on the "Bracket Ass'y; Blade Cushion" are made longer.
The two washers are made larger.

Reason:
The short flanges made side-way play (movement) on the "Bracket Ass'y; Blade Cushion", and sometimes caused it to lock while making vertical movement.
At the same time, the small diameter washers were likely to get jammed in the sliding guide holes.

Modification:
The four flanges were extended 0.2 millimeters.
The outer diameter of the two washers were increased from 16 millimeters to 21 millimeters.

Newly-registered Part
021-18163-306 Bracket Ass'y; Blade Cushion
638-90804-200 Washer; 8.5x21x0.4

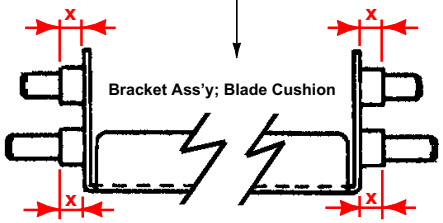

The dimensions of the 4 flanges, as indicated by "x" is extended from 3.8mm to 4.0mm. (Extension of 0.2mm.)

Note:
When replacing the "Bracket Ass'y; Blade Cushion", a new piece of Blade Cushion needs to be put on the part. The Blade Cushion is not modified, and the part number is not changed.

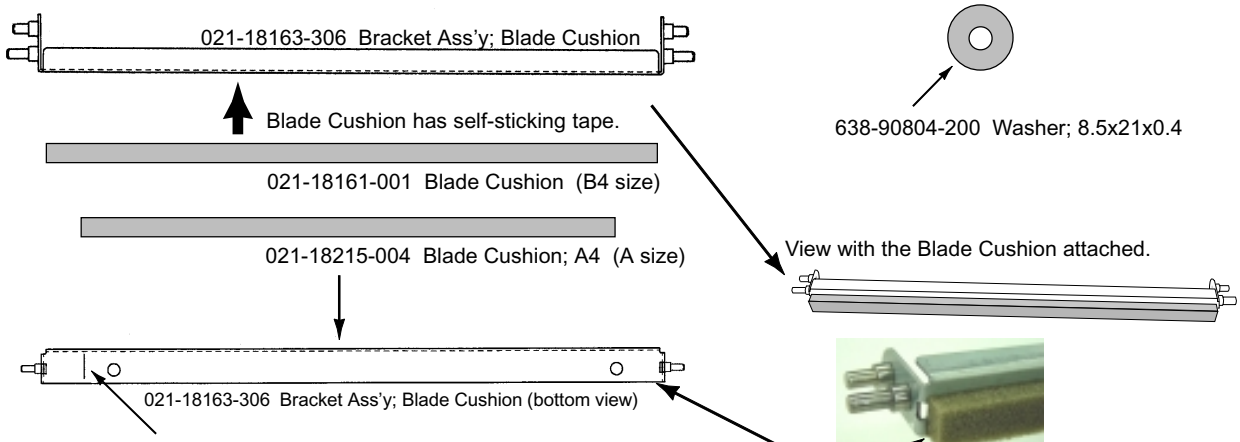

On the surface in which the Blade Cushion sticks, is a marking line for use in positioning the A4 size Blade Cushion.

The Blade Cushion should be attached in the position flat against the bottom cut surface of the Bracket Ass'y; Blade Cushion.

RN SERIES TECHNICAL BULLETIN

ISSUE NO.: RNT-009 (revised)

Supplementary information:

Refer to the drawings and photographs below for the location of each part.

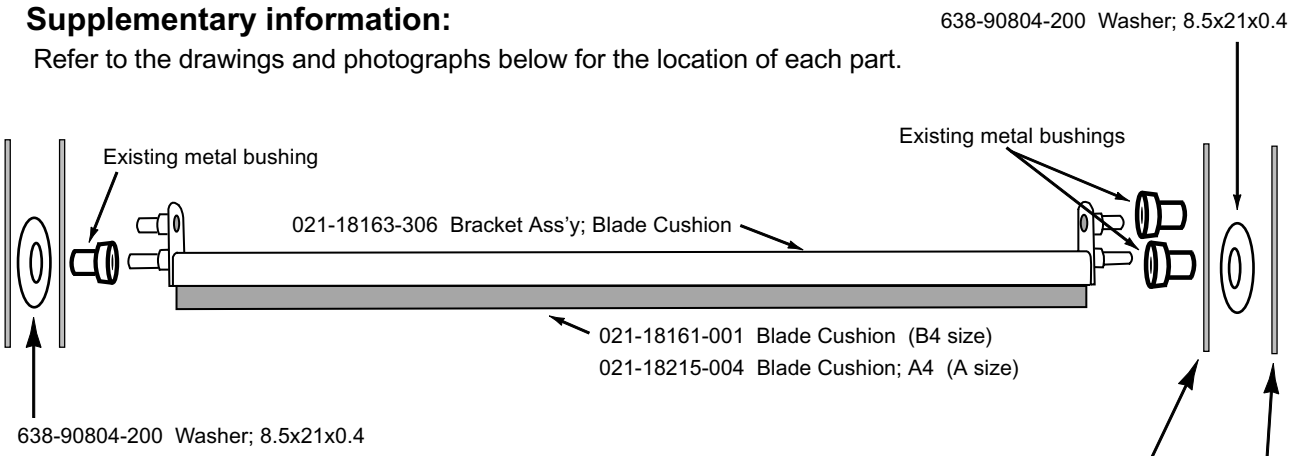

IMPORTANT:

Make sure that the bent angle of the metal sheet is 90 degrees, otherwise the bracket will be too tight or too loose on the assembly.

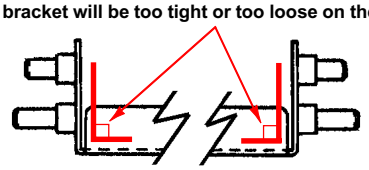

Bracket Ass'y; Blade Cushion



021-18163-306 Bracket Ass'y; Blade Cushion

021-18161-001 Blade Cushion (B4 size)
021-18215-004 Blade Cushion; A4 (A size)

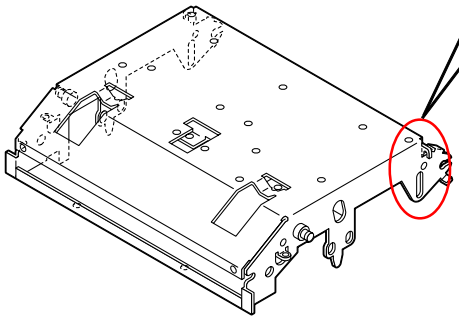

638-90804-200
Washer; 8.5x21x0.4

021-18138-000 Main Frame Ass'y; M.-M.

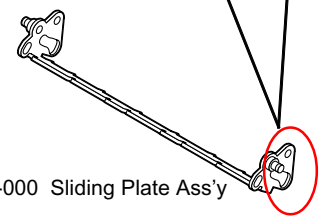

021-18170-000 Sliding Plate Ass'y

Caution:

Before the modification of the "Bracket Ass'y; Blade Cushion" from the old 021-18163-004, 021-18163-101, and 021-18163-209 to the new 021-18163-306 (the flanges are extended), tentative measure was made by adding small thin (approx. 0.2 mm or so thick) washers on the three shafts of the "Bracket Ass'y; Blade Cushion", in front of the existing metal bushings. When using the new 021-18163-306, these three small thin washers must be removed. Otherwise, the Bracket Ass'y; Blade Cushion becomes too tight, and will affect its movement. For those machines with no small thin washers, this caution does not apply.

After replacement of the parts, check the movement of the unit by activating test mode No.230 with the master making unit opened, and confirm that the assembly moves freely.

RN SERIES TECHNICAL BULLETIN

ISSUE NO.: RNT-009 (revised)

021-18163-306 Bracket Ass'y; Blade Cushion

Application Serial No.

RN2130UI 85130671	RN2100EP 85150269	RN2050AW 85250109
RN2030UI 85221199	RN2000EP 85200102	RN2130AS 85140033
RN2000UI 85430001	RN2150EP 85080051	RN2030AS 85210071
RN2150UP 85070001	RN2050EP 85270051	RN2180C 85420031
RN2050UP 85280001	RN2150AN 85110011	RN2080C 85410085
RN2150EN 85090001	RN2050AN 85240051	
RN2050EN 85260001	RN2150AW 85100035	

638-90804-200 Washer; 8.5x21x0.4

Application Serial No.

RN2130UI 85130823	RN2100EP 85150343	RN2050AW 85250183
RN2030UI 85221343	RN2000EP 85200129	RN2130AS 85140042
RN2000UI 85430001	RN2150EP 85080058	RN2030AS 85210134
RN2150UP 85070006	RN2050EP 85270060	RN2180C 85420031
RN2050UP 85280025	RN2150AN 85110011	RN2080C 85410090
RN2150EN 85090001	RN2050AN 85240077	
RN2050EN 85260001	RN2150AW 85100051	

Note:

As can be seen from above serial number information charts, the modification of "021-18163-306 Bracket Ass'y;Blade Cushion" was applied before the change in the "Washer" size.

This means that there are machines with the new "Bracket Ass'y;Blade Cushion", but with old small "Washers".